

NABM SERIES BALL VALVE ACTUATOR

Modulating Control
5 Nm

NENUTEC[®]

INNOVATIVE MEMBER OF SWISS⁺ TEC

NENUTEC ASIA PACIFIC PTE LTD

7030 Ang Mo Kio Ave 5
#03-56 Northstar @ AMK
Singapore 569 880



(65) 6570 3233



(65) 6570 6783



info@nenutec.com.sg

NABM SERIES BALL VALVE ACTUATOR

Modulating Control
5 Nm



**High Neck
Ball Valve Actuator**

**Low Neck
Ball Valve Actuator**



NABM...05 SERIES

NABM standard valve actuator is especially designed and produced for applications in the HVAC systems. Our wide range of standard valve actuators has been developed to operate and position ball valves of different sizes.

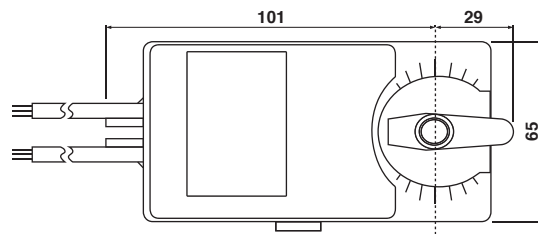
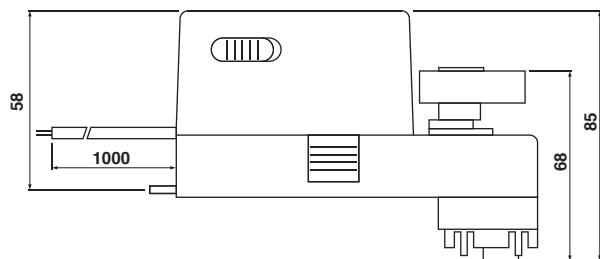
PRODUCT FEATURE

- Torque 5 Nm
- Valve size DN15(½") / DN20(¾") / DN25(1") / DN32(1¼")
- Power supply AC/DC 24 V and AC 230 V
- Control Modulating DC 0...10 V
- Shaft dimensions - □ 9.0 mm (fixed)
- Selectable direction of rotation of reversing actuator
- Actuator with 1 m cable connection
- Available in high neck and low neck

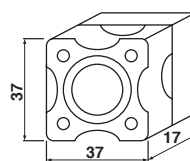
MODEL SELECTION TABLE

MODEL / TYPE	TORQUE	POWER SUPPLY	RUNNING TIME	AUXILIARY SWITCH
NABM 1.2-05 LN	5 Nm	AC/DC 24 V ± 10%	70...100 sec	-
NABM 1.2-05 HN	5 Nm	AC/DC 24 V ± 10%	70...100 sec	-

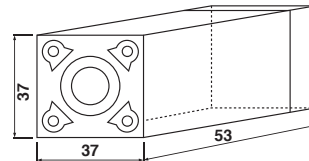
DIMENSION (mm)



For Low Neck:



For High Neck:



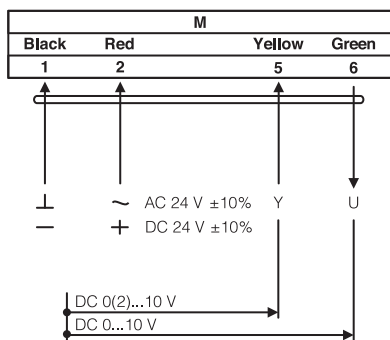
TECHNICAL SPECIFICATION

MODEL NUMBER	NABM 1.2-05
TORQUE	5 Nm
VALVE SIZE	DN15(½") / DN20(¾") / DN25(1") / DN32(1¼")
SHAFT DIMENSION	□ 9.0 mm (fixed)
POWER SUPPLY	AC/DC 24 V ± 10%
FREQUENCY	50...60 Hz
CONTROL SIGNAL (INPUT)	DC 0...10 V
CONTROL SIGNAL (OUTPUT)	DC 0...10 V
POWER CONSUMPTION	
● OPERATING	2.0 W
● END POSITION	2.0 W
FOR WIRE SIZING	4.0 VA
ELECTRICAL CONNECTION	1 m Cable
PROTECTION CLASS	Class III ⬢
ANGLE OF ROTATION	90° (95° mechanical)
WEIGHT	< 0.8 Kg
LIFE CYCLE	60,000 Rotation
SOUND LEVEL	40 dB
IP PROTECTION	IP54
OPERATING TEMPERATURE	-20°...50° as per IEC 721-3-3
NON-OPERATING TEMPERATURE	-30°...+60° C / IEC 721-3-2
AMBIENT HUMIDITY	5%...95% rH non condensing / EN
MAINTENANCE	Maintenance Free
MODE OF OPERATION	Type I / EN 60730-1
EMC	CE & ISO 9000 EN / EEC

NABM SERIES BALL VALVE ACTUATOR

Modulating Control
5 Nm

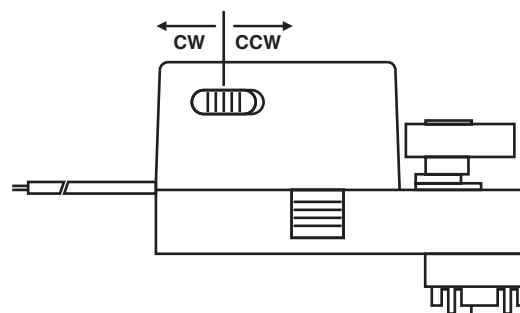
WIRING DIAGRAM NABM...05 POWER SUPPLY AC/DC 24V



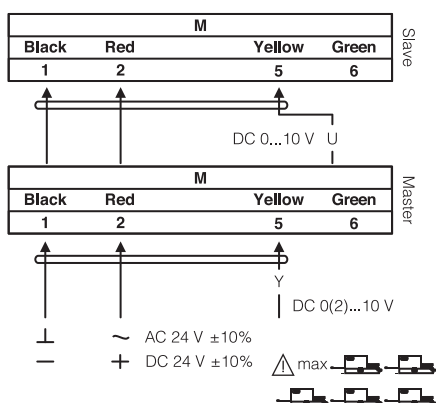
DIRECTION OF ROTATION NABM...05

Default factory setting: CCW.

Direction of rotation can be change by toggling between CW/CCW switch on the actuator's housing.



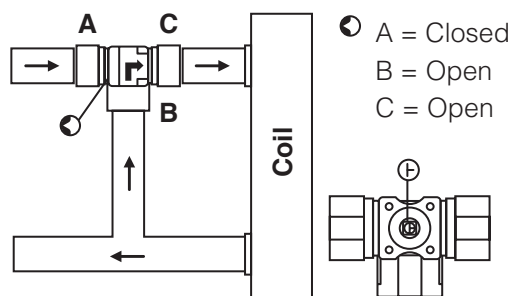
WIRING DIAGRAM NABM...05 PARALLEL CONNECTION



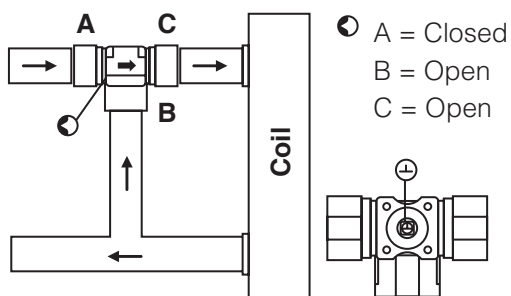
REMARK

During parallel operation, the output signal (terminal 6, DC 0...10 V) of the master actuator must be connected to terminal 5 of the next slave actuator.

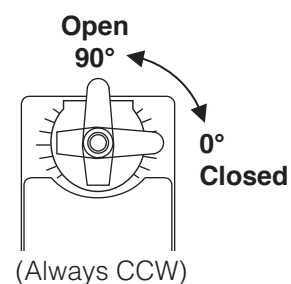
MIXING CLOSED



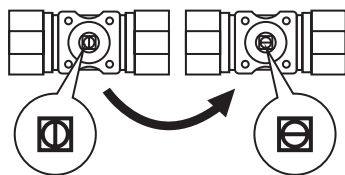
MIXING OPEN



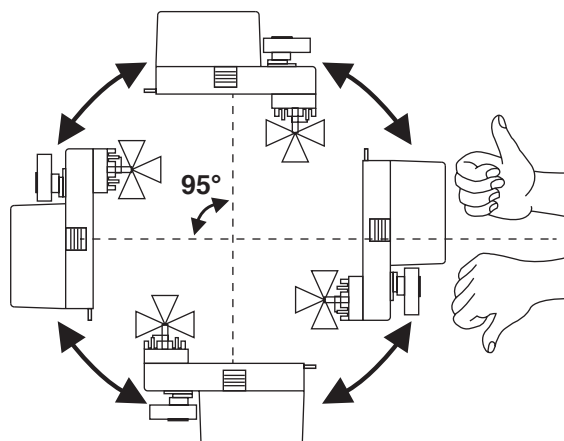
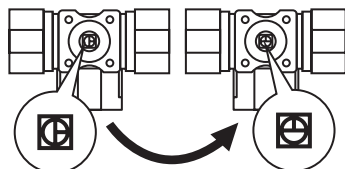
ACTUATOR POSITION



2-way Closed 2-way Open



3-way Closed 3-way Open



IMPORTANT REMARK

For special requirement, consult your local Nenutec's representative.

⚠️ This actuator includes electrical and electronic components and may not be disposed as household garbage. Please consider the local valid legislation.

⚠️ AC / DC 24 V: Connect via safety isolating transformer.
 ⚠️ AC 230 V: To isolate from the main power supply, the system must incorporate a device which disconnects the phase conductor (with at least a 3mm contact gap.)

The performance specifications are nominal and conform to acceptable industry standards. NENUTEC shall not be liable for damages resulting from misapplication or misuse of its products.